



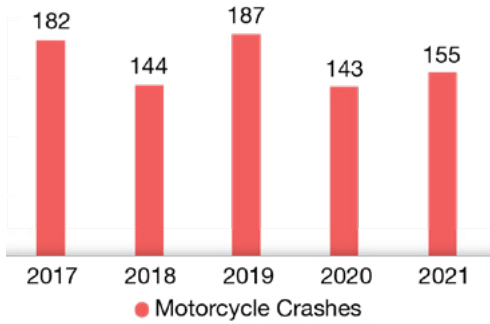
# MOTORCYCLE CRASH FACTS



## Bay County

### CRASH TRENDS

Motorcycle Crashes by Year, 2017-2021

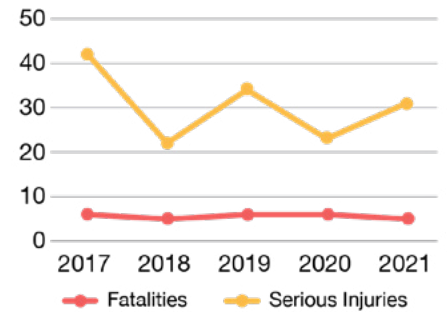


Bay County averages

**162** motorcycle crashes  
& **6** fatalities annually



Fatalities and Serious Injuries in Motorcycle Crashes, 2017-2021

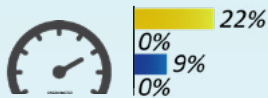


### WHEN CRASHES OCCUR

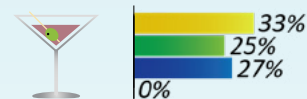
#### RISK FACTORS IN FATAL CRASHES

- Under age 30
- Ages 30-49
- Ages 50-64
- Age 65 or over

Rider was Traveling 20+ MPH Over the Speed Limit



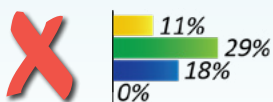
Alcohol and/or Drugs were Involved



Rider was Not Wearing a DOT-Compliant Helmet



Rider was NOT endorsed\*

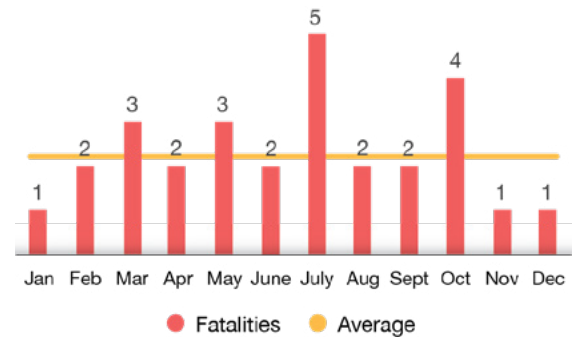


\*Required to have a motorcycle endorsement to operate any motorcycle with an engine displacement over 50cc (FL s. 322.03)

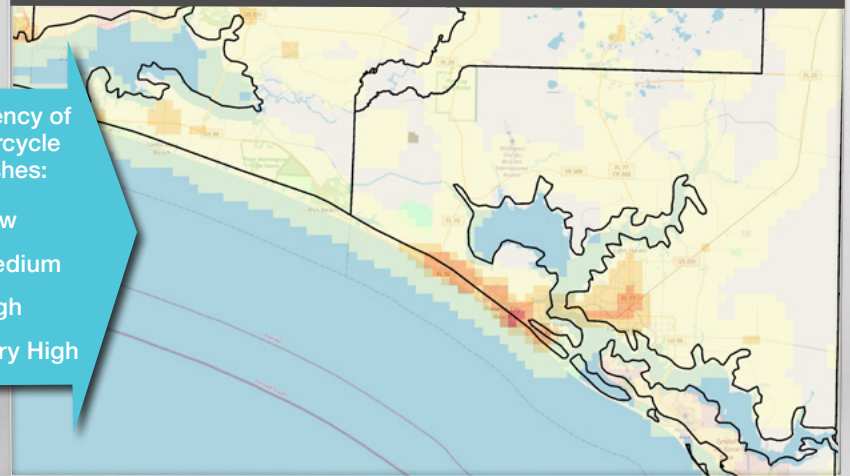
In Bay County, more motorcycle crash fatalities occur in July



Fatalities in Motorcycle Crashes by Month, 2017-2021



#### WHERE CRASHES OCCUR



Frequency of Motorcycle Crashes:

- Low
- Medium
- High
- Very High