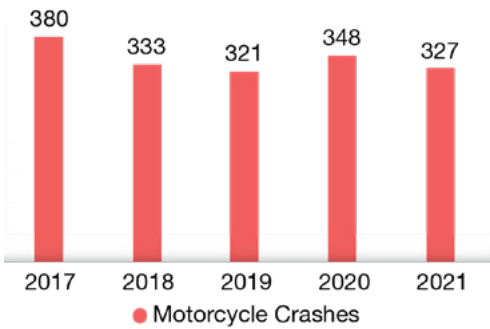


# MOTORCYCLE CRASH FACTS

# Brevard County

## CRASH TRENDS

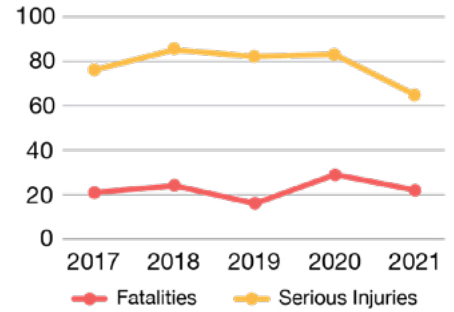
Motorcycle Crashes by Year, 2017-2021



Brevard County averages

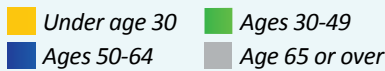
**342** motorcycle crashes  
& **22** fatalities annually

Fatalities and Serious Injuries in Motorcycle Crashes, 2017-2021

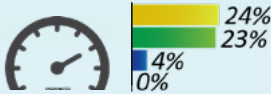


## WHEN CRASHES OCCUR

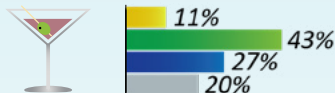
### RISK FACTORS IN FATAL CRASHES



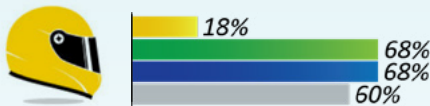
Rider was Traveling 20+ MPH Over the Speed Limit



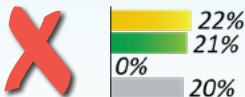
Alcohol and/or Drugs were Involved



Rider was Not Wearing a DOT-Compliant Helmet



Rider was NOT endorsed\*

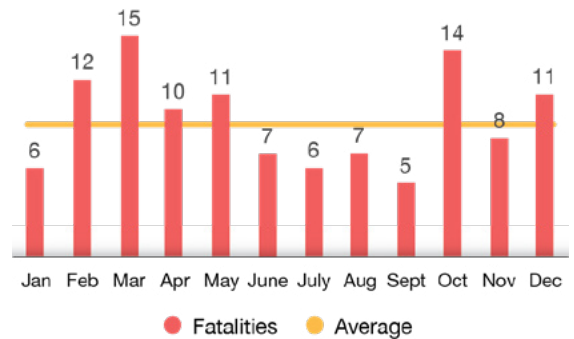


\*Required to have a motorcycle endorsement to operate any motorcycle with an engine displacement over 50cc (FL s. 322.03)

In Brevard County, more motorcycle crash fatalities occur in March



Fatalities in Motorcycle Crashes by Month, 2017-2021



### WHERE CRASHES OCCUR

Frequency of Motorcycle Crashes:

- Low
- Medium
- High
- Very High

