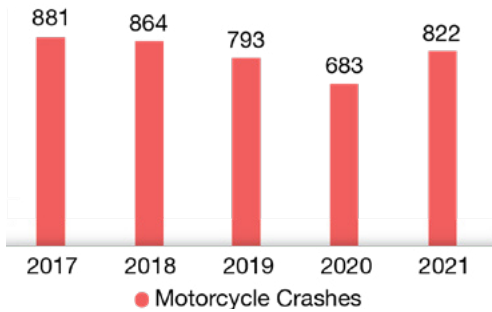


MOTORCYCLE CRASH FACTS

Broward County

CRASH TRENDS

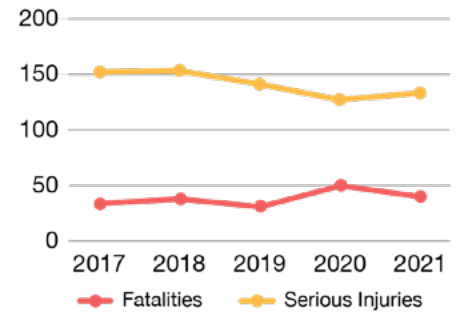
Motorcycle Crashes by Year, 2017-2021



Broward County averages

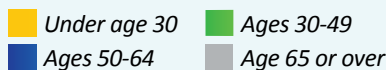
809 motorcycle crashes & **39** fatalities annually

Fatalities and Serious Injuries in Motorcycle Crashes, 2017-2021

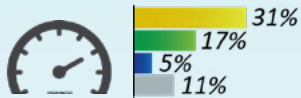


WHEN CRASHES OCCUR

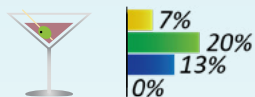
RISK FACTORS IN FATAL CRASHES



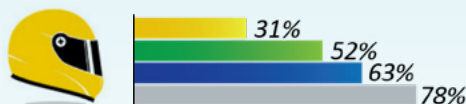
Rider was Traveling 20+ MPH Over the Speed Limit



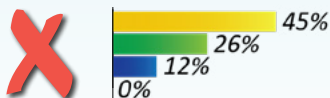
Alcohol and/or Drugs were Involved



Rider was Not Wearing a DOT-Compliant Helmet



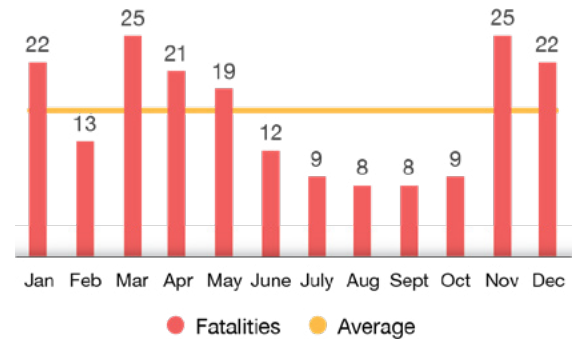
Rider was NOT endorsed*



*Required to have a motorcycle endorsement to operate any motorcycle with an engine displacement over 50cc (FL s. 322.03)

In Broward County, more motorcycle crash fatalities occur in **March and November**

Fatalities in Motorcycle Crashes by Month, 2017-2021



WHERE CRASHES OCCUR

Frequency of Motorcycle Crashes:

- Low
- Medium
- High
- Very High

