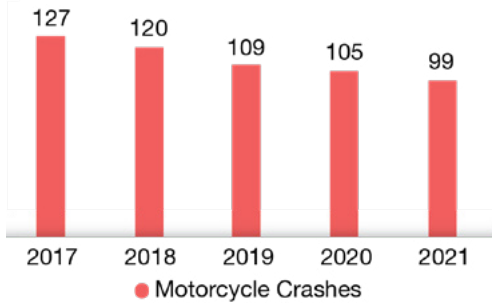


MOTORCYCLE CRASH FACTS

Citrus County

CRASH TRENDS

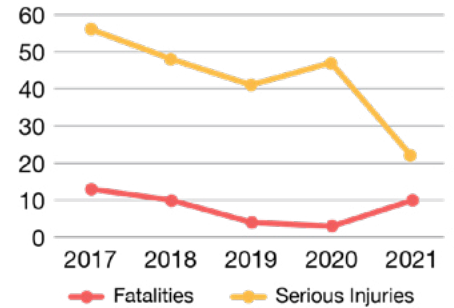
Motorcycle Crashes by Year, 2017-2021



Citrus County averages

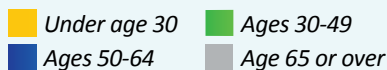
112 motorcycle crashes
& **8** fatalities annually

Fatalities and Serious Injuries in Motorcycle Crashes, 2017-2021

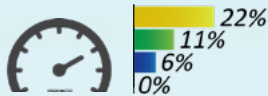


WHEN CRASHES OCCUR

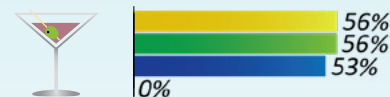
RISK FACTORS IN FATAL CRASHES



Rider was Traveling 20+ MPH Over the Speed Limit



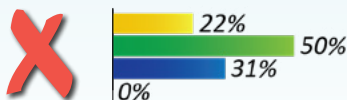
Alcohol and/or Drugs were Involved



Rider was Not Wearing a DOT-Compliant Helmet



Rider was NOT endorsed*

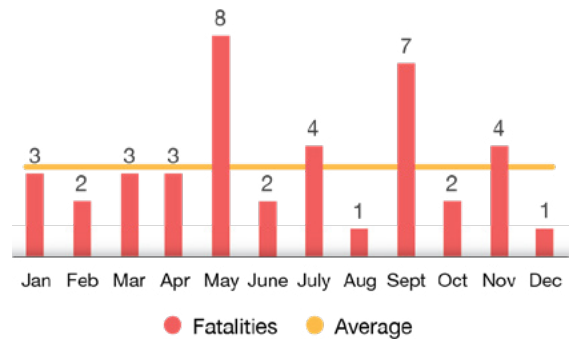


*Required to have a motorcycle endorsement to operate any motorcycle with an engine displacement over 50cc (FL s. 322.03)

In Citrus County, more motorcycle crash fatalities occur in May



Fatalities in Motorcycle Crashes by Month, 2017-2021



WHERE CRASHES OCCUR

Frequency of Motorcycle Crashes:

- Low
- Medium
- High
- Very High

