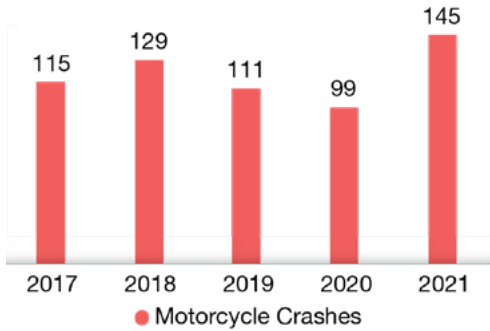


# MOTORCYCLE CRASH FACTS

# Hernando County

## CRASH TRENDS

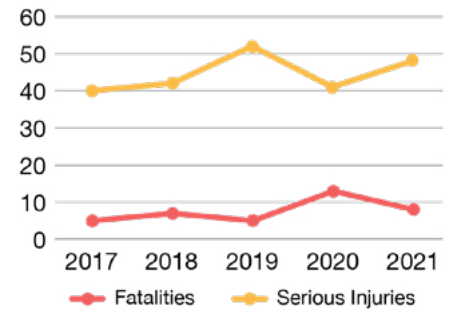
Motorcycle Crashes by Year, 2017-2021



Hernando County averages

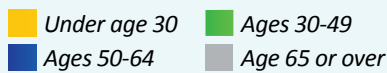
**120** motorcycle crashes  
& **8** fatalities annually

Fatalities and Serious Injuries in Motorcycle Crashes, 2017-2021

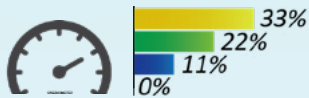


## WHEN CRASHES OCCUR

### RISK FACTORS IN FATAL CRASHES



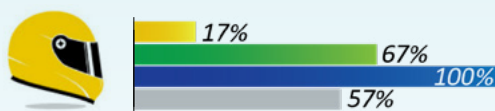
Rider was Traveling 20+ MPH Over the Speed Limit



Alcohol and/or Drugs were Involved



Rider was Not Wearing a DOT-Compliant Helmet



Rider was NOT endorsed\*

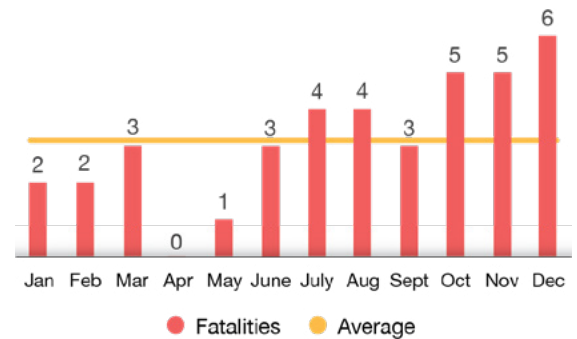


\*Required to have a motorcycle endorsement to operate any motorcycle with an engine displacement over 50cc (FL s. 322.03)

In Hernando County, more motorcycle crash fatalities occur in **December**



Fatalities in Motorcycle Crashes by Month, 2017-2021



### WHERE CRASHES OCCUR

Frequency of Motorcycle Crashes:

- Low
- Medium
- High
- Very High

