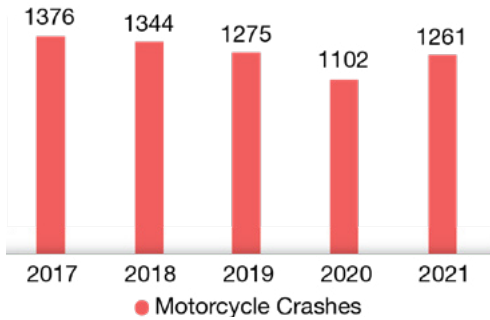


MOTORCYCLE CRASH FACTS

Miami-Dade County

CRASH TRENDS

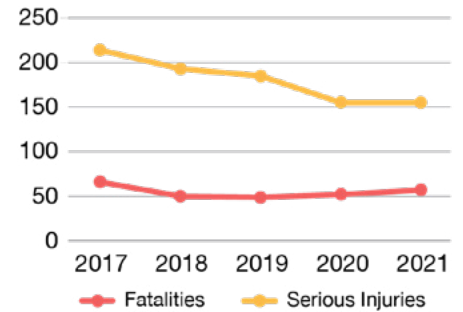
Motorcycle Crashes by Year, 2017-2021



Miami-Dade County averages

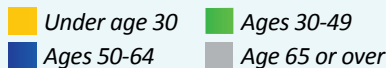
1272 motorcycle crashes
& **55** fatalities annually

Fatalities and Serious Injuries in Motorcycle Crashes, 2017-2021

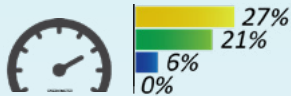


WHEN CRASHES OCCUR

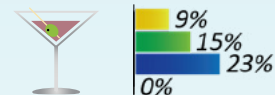
RISK FACTORS IN FATAL CRASHES



Rider was Traveling 20+ MPH Over the Speed Limit



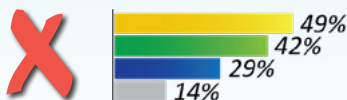
Alcohol and/or Drugs were Involved



Rider was Not Wearing a DOT-Compliant Helmet



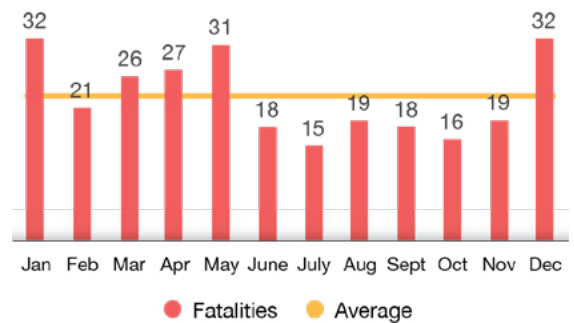
Rider was NOT endorsed*



*Required to have a motorcycle endorsement to operate any motorcycle with an engine displacement over 50cc (FL s. 322.03)

In Miami-Dade County, more motorcycle crash fatalities occur in January and December

Fatalities in Motorcycle Crashes by Month, 2017-2021



WHERE CRASHES OCCUR

Frequency of Motorcycle Crashes:

- Low
- Medium
- High
- Very High

