



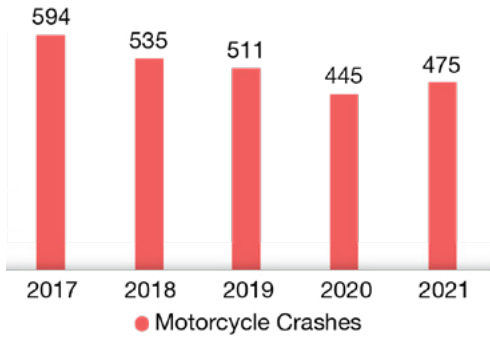
MOTORCYCLE CRASH FACTS



Palm Beach County

CRASH TRENDS

Motorcycle Crashes by Year, 2017-2021

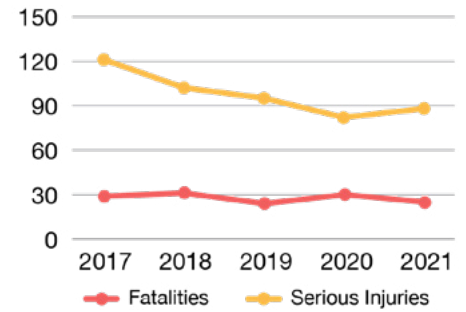


Palm Beach County averages

512 motorcycle crashes & **28** fatalities annually



Fatalities and Serious Injuries in Motorcycle Crashes, 2017-2021



WHEN CRASHES OCCUR

RISK FACTORS IN FATAL CRASHES

- Under age 30
- Ages 30-49
- Ages 50-64
- Age 65 or over

Rider was Traveling 20+ MPH Over the Speed Limit



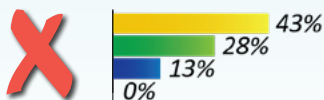
Alcohol and/or Drugs were Involved



Rider was Not Wearing a DOT-Compliant Helmet



Rider was NOT endorsed*

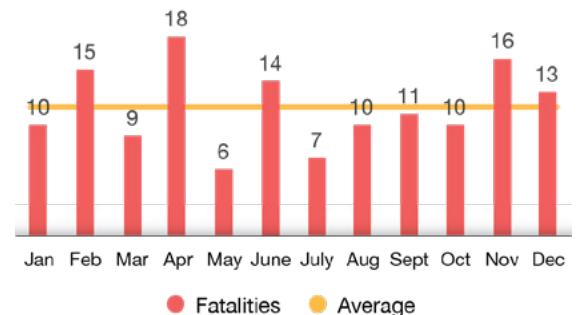


*Required to have a motorcycle endorsement to operate any motorcycle with an engine displacement over 50cc (FL s. 322.03)

In Palm Beach County, more motorcycle crash fatalities occur in April



Fatalities in Motorcycle Crashes by Month, 2017-2021



WHERE CRASHES OCCUR

Frequency of Motorcycle Crashes:

- Low
- Medium
- High
- Very High

